



**ROTARY  
SERVICE  
COMPANY**

**Specification Requirements:**

**Gear Information:**

<b>PD</b>	(Pitch Diameter)	
<b>OD</b>	(Outside Diameter)	
<b>FW</b>	(Face Width)	
<b>DP</b>	(Diametral Pitch*)	
<b>PA</b>	(Pressure Angle**)	
<b>BC</b>	(Bolt Circle)	
<b>RD</b>	(Rim Diameter)	
<b>ID</b>	(Inside Diameter)	
<b>GEAR CUT</b>	(Straight cut, Spur, or Helical)	
<b>PROFILE</b>	"T", Rectangular, or Off-Set	

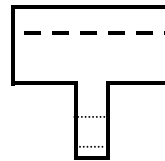
\* Ratio of teeth to the diameter of the pitch diameter measured in inches.

\*\* Normally 14 1/2 or 20 degrees.

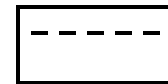
**Other Required Information:**

- 1 Number of Teeth.
- 2 Type of material; Normally AISI 1045
- 3 Finish; Normally a machine finish of 250 RMS on all sides
- 4 Hardness; Normally 180/220 BHN (Brinell Hardness Number)
- 5 The standard for dryer and Kiln gears is AGMA 6 (American Gear Manufacturers Association)

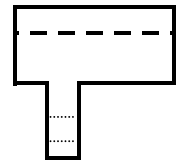

**Gear Cross Sections:**



**"T" Type**



**Rectangular Type**



**Off-Set Type**